

May 1, 2013



SUNRISE SIDE LIFELONG LEARNING

April 30, 2014

SSLL First Year Highlights

April 2013-April 2014

- Received 2014 Innovative Organization of the Year Award from AuSable-Oscoda Chamber of Commerce
- 230 members in first year of existence
- Ran 29 classes and 16 trips, with an average of two trips per month and 15 classes offered each trimester
- Registered with Federal government and State of Michigan as a non-profit, educational agency and received 501(c)3 status as a charitable organization
- Have an office established at IRESA in Tawas City and use of classrooms at IRESA and Alpena Community College, Huron Shores Campus
- Have an active Board of Directors and volunteers
- Developed and maintained SSLL Website
- Had a strong Kick-off Event at Tawas Bay Beach Resort with over 220 people coming to learn about SSLL and hear Dennis Hale, the only survivor of the last Lake Huron shipwreck
- Conducted two overnight trips within the first year: one to Washington DC for 6 days and 5 nights and one overnight to Art Prize in Grand Rapids
- Conducted 27 speaking engagements, 2 conference presentations, 5 radio interviews and 3 large public presentations
- Conducted 4 membership meetings with food and speakers
- Established a strong relationship with Iosco Transit Corporation for bus trips
- Established partnerships with other organizations to cosponsor events, trips and classes
- Increased understanding of the historical and cultural heritage of our area of Michigan
- Increased exposure of members to local businesses and organizations
- Fulfilled some items on our members' bucket lists
- Generally improved the quality of life for people in our service area



Smart Use of I-Devices Class: Summer 2013



Art Prize: Grand Rapids, Fall 2013, 1st overnight trip



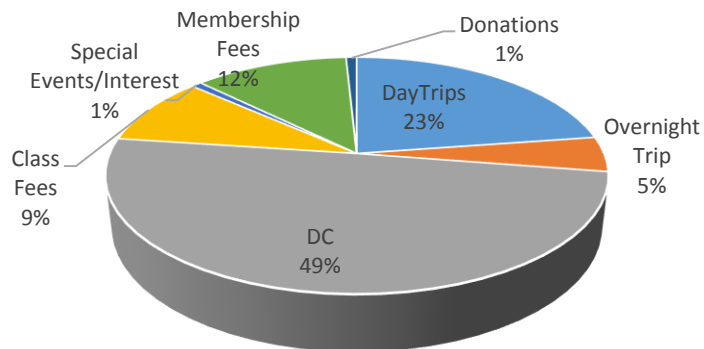
Irish Rovers in Concert, Winter 2014



SSLL Annual Report (continued)

May 1, 2013 – April 30, 2014

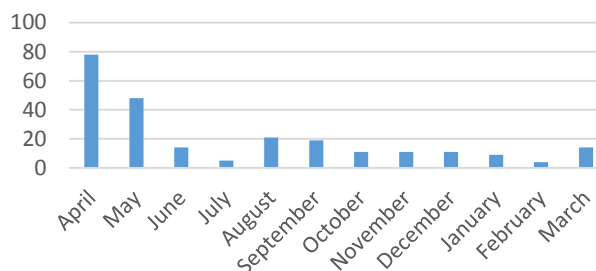
SSLL Income



Day Trips	\$11492	23%
Overnight Trip	2431	5%
Multiple Day Trip	25173	49%
Class Fees	4768	9%
Special Event Fees / Interest	402	1%
Membership Fees	6005	12%
Donations	415	1%
May 2013 – April 2014 Total	\$50686	100%

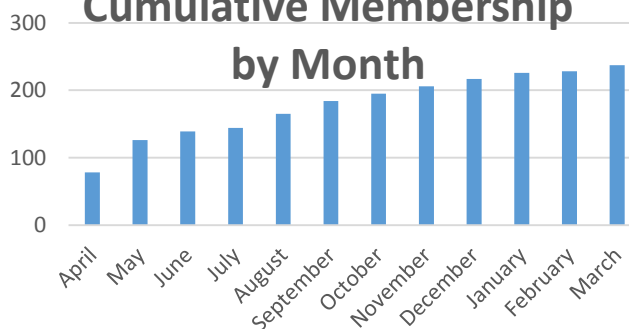
Members by Month

04/2013 - 03/2014

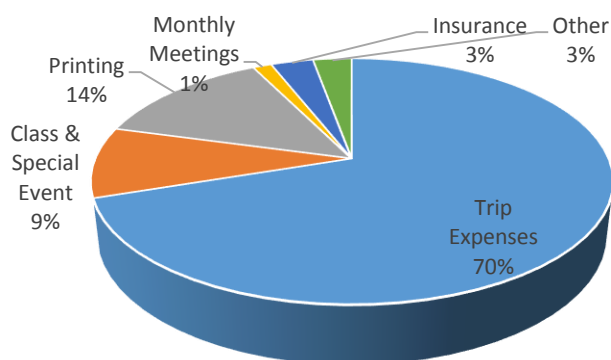


Cumulative Membership

by Month



SSLL Expenses



Trip Expenses	\$34754	70%
Class & Special Events	4613	9%
Printing	6628	14%
Monthly Meetings	517	1%
Insurance	1551	3%
Other*	1415	3%
May 2013 – April 2014 Total	\$49478	100%

*Includes Office Supplies, Postage, Dues, PR, Start Up Fees

SSLL Class & Trip Statistics

2013-2014

We offered 39 classes in 2013-2014. 29 classes were held with an average class size of 8.38

Classes	Offered	Held	Enrolled
Summer 2013	15	11	94
Fall 2013	12	9	99
Winter 2014	12	9	50
	39	29	243

We offered 23 trips in 2013-2014. We ran 17 trips. Average day-trip enrollment was 17.25

Trips	Offered	Held	Enrolled
Day Trips	21	15	259
Overnight	1	1	15
Multiple Day	1	1	50
	23	17	324